

# CVC/CVCC Board Game

## Players

- 2-4 Students

## Materials Needs

- CVC/CVCC Word Cards
- Game Board
- Game Markers (One for Each Player)


## Preparation

- Print, cut, and laminate CVC/CVCC Words Cards
- Print, laminate, and attach game board together



## Directions

- Lay CVC/CVCC Word Cards face-down on "Draw Pile"
- The first player picks the top card. Player must say the sounds and then read the word. If read correctly, the player can move their game marker to the corresponding color. Repeat until all players have drawn a card.
- If a "Go" card is drawn, the player may draw another card.
- If a "Stop" card is drawn, the player loses their turn.
- The first player to make it to the end is the winner.

START



DRAW  
PILE



PLACE  
GAME CARDS  
HERE

